



Unison Industries

==== Your Source for Steel Buildings ====

Pre-Engineered Buildings (PEB)

Total

Design

Fabrication

Installation



TOTAL SOLUTIONS FOR COMPLETE STEEL BUILDINGS

MISSION

Unison Industries mission is to provide quality materials and service to customer's satisfaction, The company is looking ahead to expand in this field by keeping pace, with time adding future technologies and innovating new designs.



ABOUT US

We are Specialised in Design fabrication, Erection and Sheeting of Pre-Engineered Building Systems(PEB), Structural Steel Fabrication, and Civil Construction work. Our Objective is to deliver cost effective, quality projects within agreed time schedules to our Customers,



QUALITY POLICY

we are committed to achieve CLIENT'S SATISFACTION, by consistently meeting their specified requirements, in terms, of: Quality, Cost Effectiveness and Timely Completion our dedicated team shall achieve this through strict adherence to

- * QUALITY MANAGEMENT
- * CONTINUAL IMPROVEMENT
- * ADAPTATION OF NEW TECHNOLOGIES

Client satisfaction, client responsiveness, high quality, prompt delivery of work and cost effectiveness in our services makes us a desirable destination among the various reputed companies.

Our infrastructure and workforce together deliver a superior range of products that have witnessed increasing demands in the competitive market.

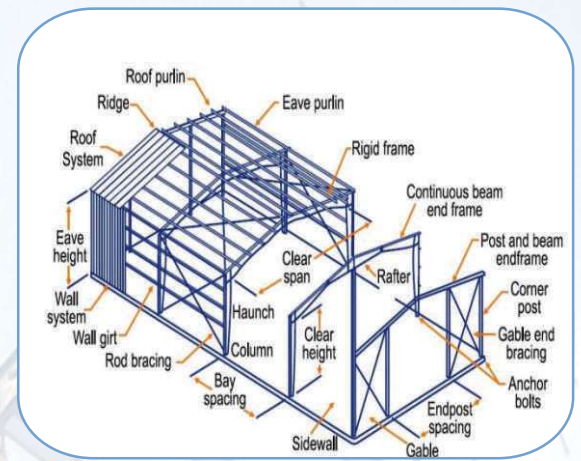
We aim to create mutually beneficially and long term business relationships with our clients by following customer centric, professional, friendly and flexible approach, We work in tandem with our clients to create value and tangible benefits for them.



Beyond Pre-Engineered Buildings

(Civil and Steelworks for your total construction needs)

- Unison goes above and beyond typical PEB responsibilities to take on civil foundation design and execution work as well
- All we need from you is access to your land or plot!
- Unison will undertake the scope of column reactions, foundation layout and design, leveling, foundation execution and anchor-bolt grouting
- As out client, you get complete piece of mind and hassle-free single source vendor for all your project development needs
- Unison is the only complete construction solution provider in India undertaking civil as well metal building works



DESIGN & FABRICATION



CIVIL WORK ON SITE



BUILDING CONSTRUCTION



FINAL COMMISSIONING



About PEB's

Pre-engineered buildings are the state-of-the-art steel solution to developing an efficient and cost-effective infrastructure. PEB's offer ultimate design flexibility and an extremely short construction time (right from initial design to completion). They are supplied as a fully finished product along with steel structure, roofing, cladding and building accessories. They require no on-site fabrication or welding – they can simply be bolted together as per specifications. PEBs are best suited for warehouses, sports halls, factories, workshops, distribution centers, cold storages, supermarkets, aircraft hangars or any ground + multi-storey construction.

Strengths of Unison PEB's are

- Clear spans up to 100m without internal columns
- Flexibility in building dimensions
- ISO 9001 quality accreditation
- Easy expansion
- Fixed deadlines and costs
- Weather-tight roof and wall coverings with accessories for long maintenance free exteriors

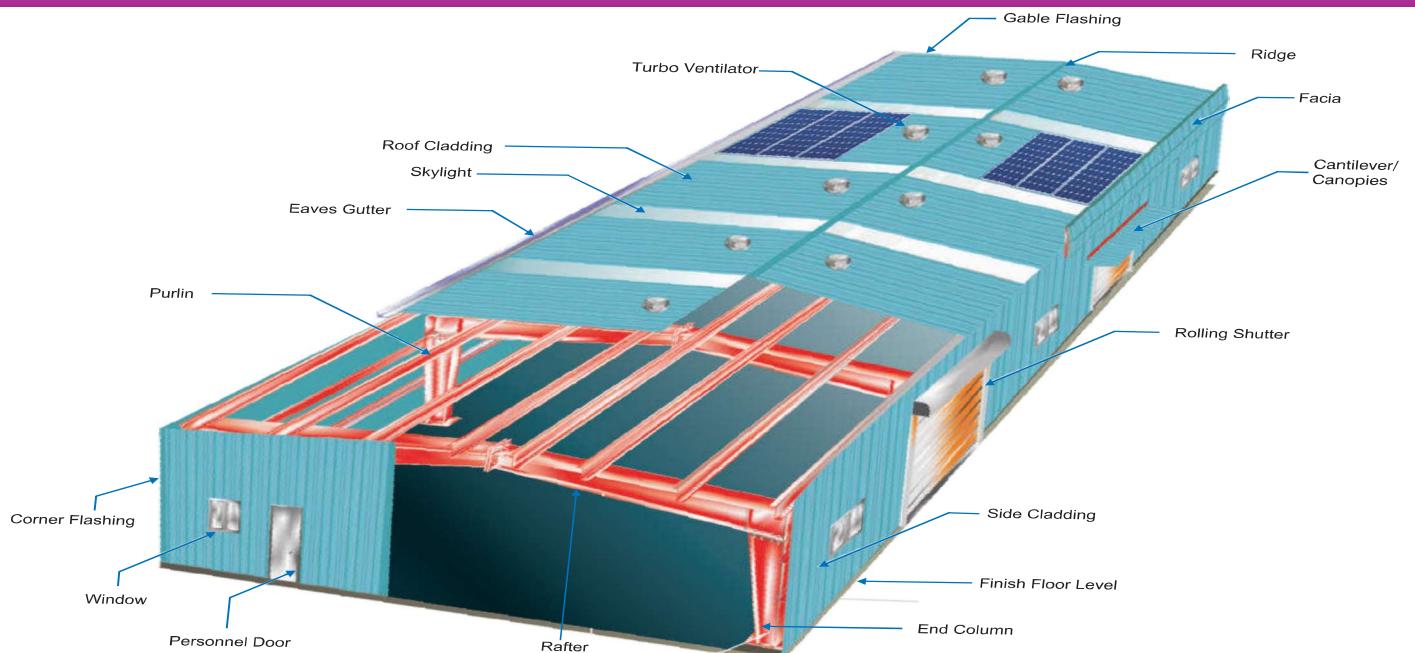
Advantages of Unison PEB's are:

- Single source responsibility
- Low initial cost
- Engineering flexibility
- Faster overall project completion
- Low maintenance
- Fast modular expandability

PEBs are the SMART way forward

WHY PEBs are more efficient than conventional RCC/concrete buildings:

- PEBs take HALF the construction time.
- Usability of the building can be started earlier enabling faster ROI (Return on Investment).
- Design flexibility and completely customizable in shape, cost and use
- Superior aesthetic value, better rain water drainage and connect to RCC structure.
- Savings in costs of civil work. PEBs are lighter in weight thereby requiring lesser civil work
- No site fabrication required. Site work is minimized and largely hassle-free
- Vertical clearance from the floor can increase significantly, (from eaves to ridge) creating more volumetric parameter
- PEB can be dismantled, at ease and can be re-erected at a totally different location.
- Entire gamut of activities starting from inception to completion are being undertaken by a single entity resulting in efficient project control.



STRUCTURAL FRAME

Unison Pre-engineered buildings are custom designed to meet your exact requirements. The basic defining parameters are:

Building Width:

No matter what primary framing system is used, this is defined as distance from the outside of Main Framed Column of one side wall to the outside of Main Framed Column of the opposite side wall.

Building Length:

It is the distance between the outside line of one side Gable End Column (End Wall Column) to the outside line of Gable End Column (End Wall Column) of the opposite side. Any length is possible.

Building Height :

It is the eave height which usually is the distance from the bottom of the main framed column base plate to the top cap plate of the main framed column. When the columns are elevated from finished floor level, the building height is the distance from finished floor level to the top of cap plate of the main framed column.

Bay Spacing:

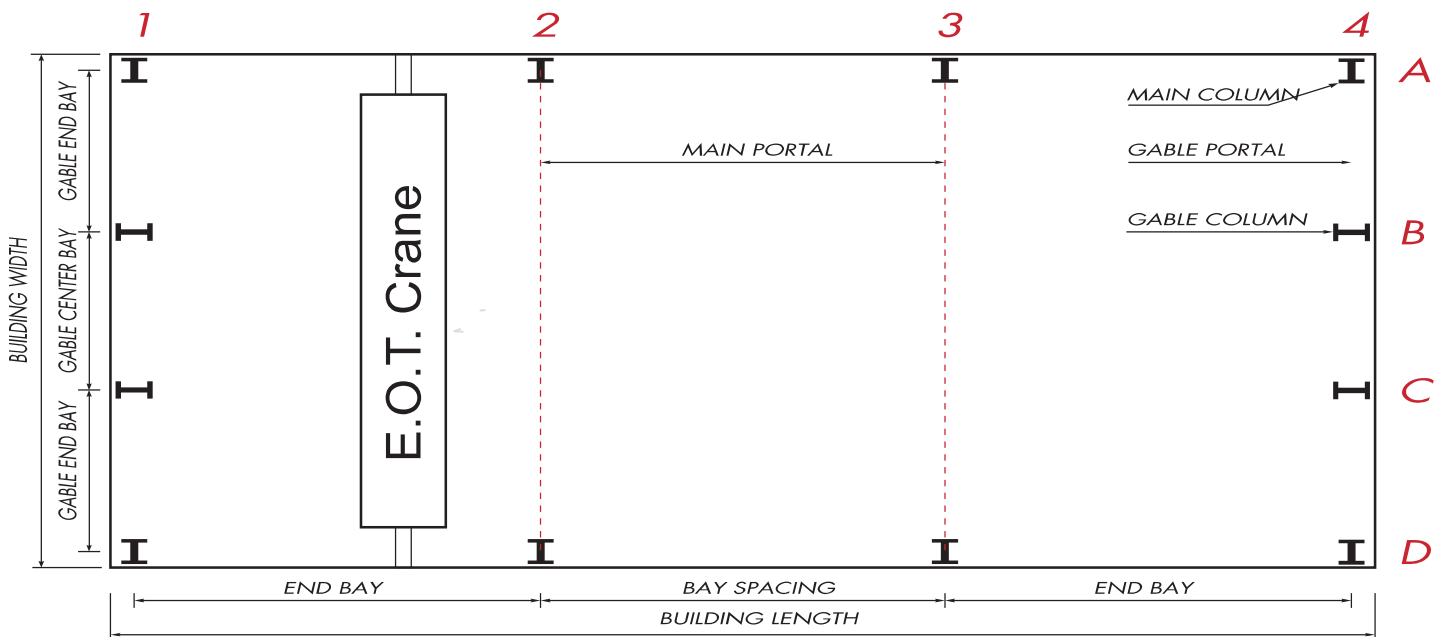

This is the distance between the centerline of two adjacent interior main framed columns.

Roof Slope:


This is angle of roof with respect to the horizontal. The most common roof slope is 1:10. Any practical roof slope is possible.

Clear Height:

This is the distance between the Finished Floor Level to the bottom of knee joint.



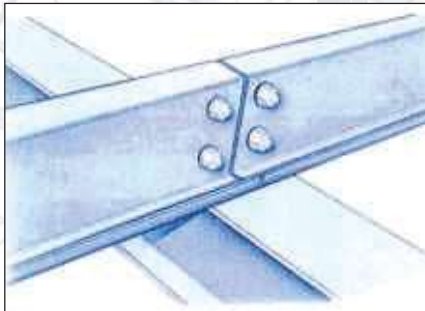
PURLINS



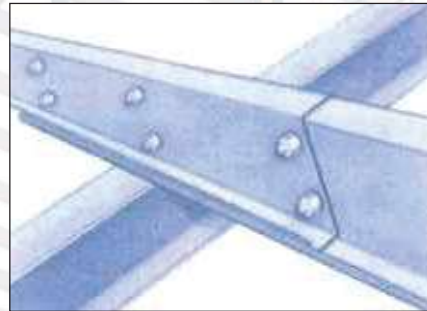
Purlin

CEE and ZED Purlins


CEE and ZED Purlins are secondary members of steel structures which serve as the basic material of construction for fast-track projects. These purlins are characterized by high strength, yet low cost (as a result of the high strength to weight ratio). Purlins are supplied in required sizes and lengths with pre-punched holes for quick bolting.



Butt - Connection



Overlapping



Sleeve Connection

Technical & Material Specifications

Thickness : 1.5mm to 3mm

Length : Upto 12000mm

Material : CR Steel as per IS: 513/HR Steel as per IS:1079

Yield Strength: 245 to 345 Mpa Type : Bare, Primer coated, Galvanized, Painted CEE and ZED purlins made of hot rolled coils are degreased, phosphated and then primer finished with Zinc Chromate Red-Oxide Paint matching test requirement of IS:4777 and IS:2074. Special treatment to combat severe atmospheric corrosion can be offered. We also offer purlins in galvanized coated steel in 120 GSM/175 GSM/275 GSM coating as per customer requirement.

Benefits of Purlins/Channels:

- High strength to weight ratio.
- Can be used for large spans
- Quick Installation.
- Economical.
- Better quality & finish.


STEEL DECK



Steel Deck

Steel Deck is a type of steel decking profile - one of its kind in India - at par with international standards of steel design and strength. This decking profile can be used as a composite floor system or as a permanent form work. It binds

with concrete slab and together forms a part of the floor structure. The interlocking between the concrete and the floor deck occurs by a system of embossment and ribs that are built into the deck, creating a reinforced concrete slab. This fast and simple installation using high strength product, gives immediate access to a working platform of permanent form and positive reinforcement.

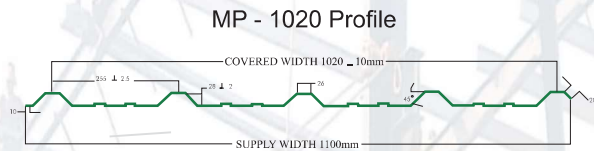


Advantage of Steel Deck

- Light Weight - reduces weight of concrete floor by almost 50%
- Economical - does not require additional support; reduces use of concrete; reduces slab thickness; savings in reinforcement steel
- Time Saving - easy and rapid installation; no major reinforcement required
- Multi-faceted - flooring, roofing or cladding, temporary or permanent shuttering, working platform during construction
- Multi-use - widely used in multiple-storey buildings, shopping malls, super markets, storage facilities, mezzanines, bridges, walkways, platforms, warehouses, industrial sheds, control rooms
- Aesthetic appeal - Offers internal polished look; available in every of colors; no need for internal plastering of roofs

UN - 1060

UN-1060 is a light weight wide span trapezoidal shaped roofing profile designed for economical application which gives aesthetical solution to all you needs. This profile is also available in tile form.



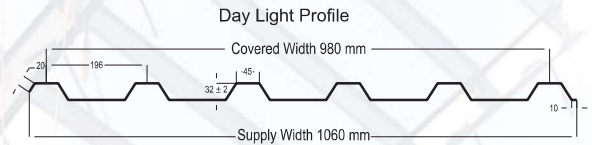
TECHNICAL SPECIFICATION

| | |
|---------------|--------------|
| Covered Width | 1020 mm |
| Supply Width | 1060 mm |
| Pitch | 255 ± 2.5 mm |
| Crest Height | 28 ± 2 mm |
| Crest Width | 26 mm |
| Lip | 10 mm |

Available Thickness: 0.35, 0.42, 0.45, 0.47, 0.5, 0.55, 0.6 MM




Polycarbonate Day Light Sheet



TECHNICAL SPECIFICATION

| | |
|---------------|-----------|
| Covered Width | 980 mm |
| Supply Width | 1060 mm |
| Pitch | 196 mm |
| Crest Height | 32 ± 2 mm |
| Crest Width | 45 mm |
| Lip | 10 mm |

UN- 1060 Tile



| | |
|---------------|--------------|
| Covered Width | 1020 mm |
| Supply Width | 1060 mm |
| Pitch | 255 ± 2.5 mm |
| Crest Height | 28 ± 2 mm |
| Crest Width | 26 mm |
| Lip | 10 mm |

Curved Sheets



Profile Ridge



STEEL CABINS

Steel Cabins

Steel Cabins are modular, relocatable or fixed steel cabins/buildings/structures which are made of pre-coated steel sheets and thermally insulated panels. They have the strength of steel, the aesthetic appeal of modern construction, as well as the cost effectiveness of signature steel structures. Steel Cabins are light weight and light weight and have very effective heat and sound insulation.



PEB ACCESSORIES



Rolling Shutters



Sliding Doors



Windows



Roof Vents



Louvers



Insulation



Typical "Z" Section

Typical "C" Section

MP - Purlins



Rod Bracings



Foundation Bolts



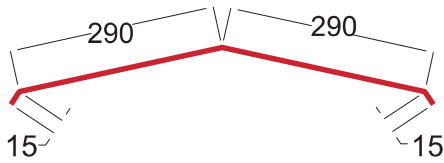
Sag Rods



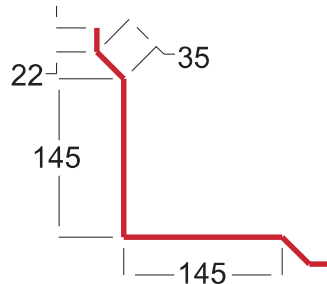
Angle Flange



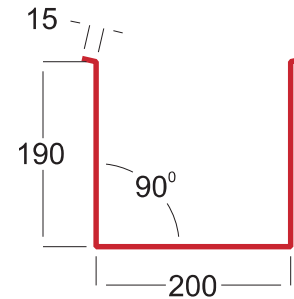
High Tensile Nuts and Bolts



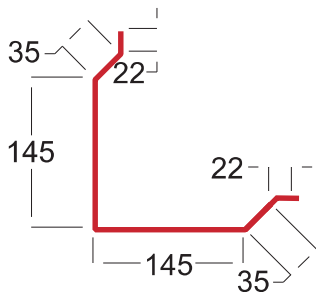
Ridge



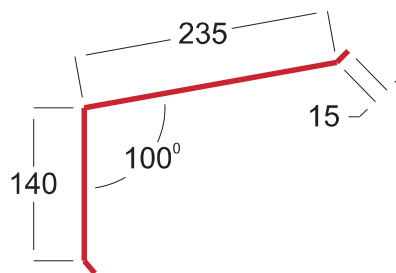
Internal Corner Flashing



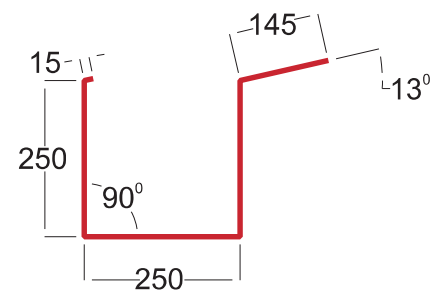
Box Gutter



Corner Flashing



Eave Trim




Eave Gutter

FEW OF OUR SUCCESSFULLY COMPLETED PROJECTS



CLIENTS

MORE THAN 400+ CUSTOMERS FEW ARE LISTED BELOW



ADDRESSES

REG OFFICE & FACTORY:

Sy. No. 318, 320, NH. 65 to Nagasapally Road
Nandi Kandi Village, Sadasivapet Mdl.
Dist. Sangareddy T.S India Ph. +91 9701517333



unisonhyd@gmail.com

unisonsrd@gmail.com



www.unisonengg.com

